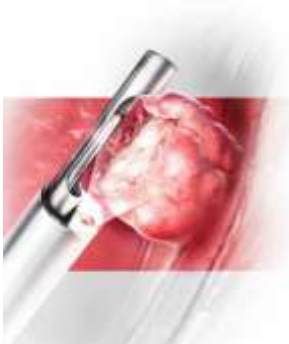


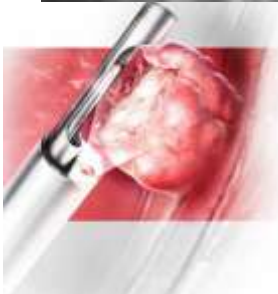
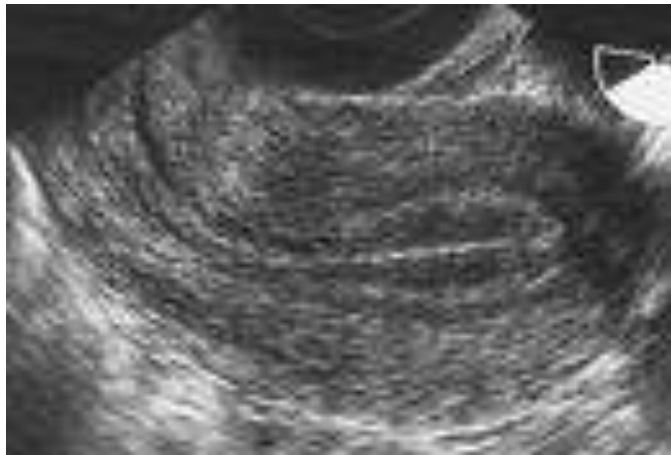
# Beeldvorming in de 2<sup>e</sup> lijn

- Echoscopie
- Watercontrast-echoscopie (SIS-echo)
- Microcurettagage (pipelle, of brush)
- Hysteroscopie
- MRI



# Beeldvorming in de 2<sup>e</sup> lijn

- Echoscopie
- Watercontrastechoscopie (SIS-echo)



# Beeldvorming in de 2<sup>e</sup> lijn

- Echoscopie
- Watercontrastechoscopie (SIS-echo)

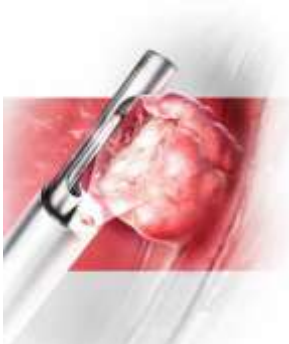


RTA premenopauzaal bloedverlies



# Beeldvorming in de 2<sup>e</sup> lijn

- Echoscopie
  - Endometrium (niet conclusief aspect)
  - Irregulair

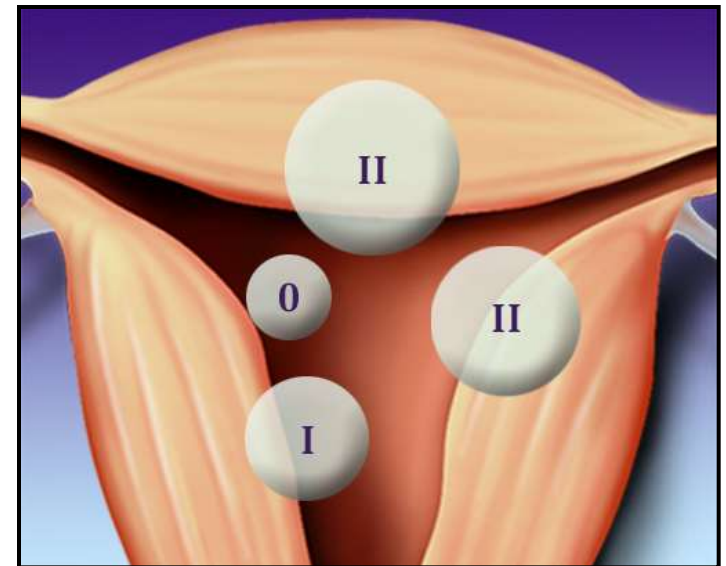


RTA premenopauzaal bloedverlies



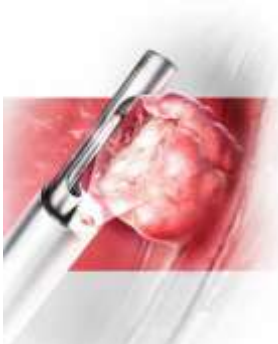
# Beeldvorming in de 2<sup>e</sup> lijn

- Echoscopie
  - Myomen (type 0-1-2)



# Beeldvorming in de 2<sup>e</sup> lijn

- Echoscopie
- Watercontrastechoscopie (SIS-echo)



RTA premenopauzaal bloedverlies



# Behandelopties

- Hysteroscopie bettocchi



RTA premenopauzaal bloedverlies



# Behandelopties

- Hysteroscopie poliep



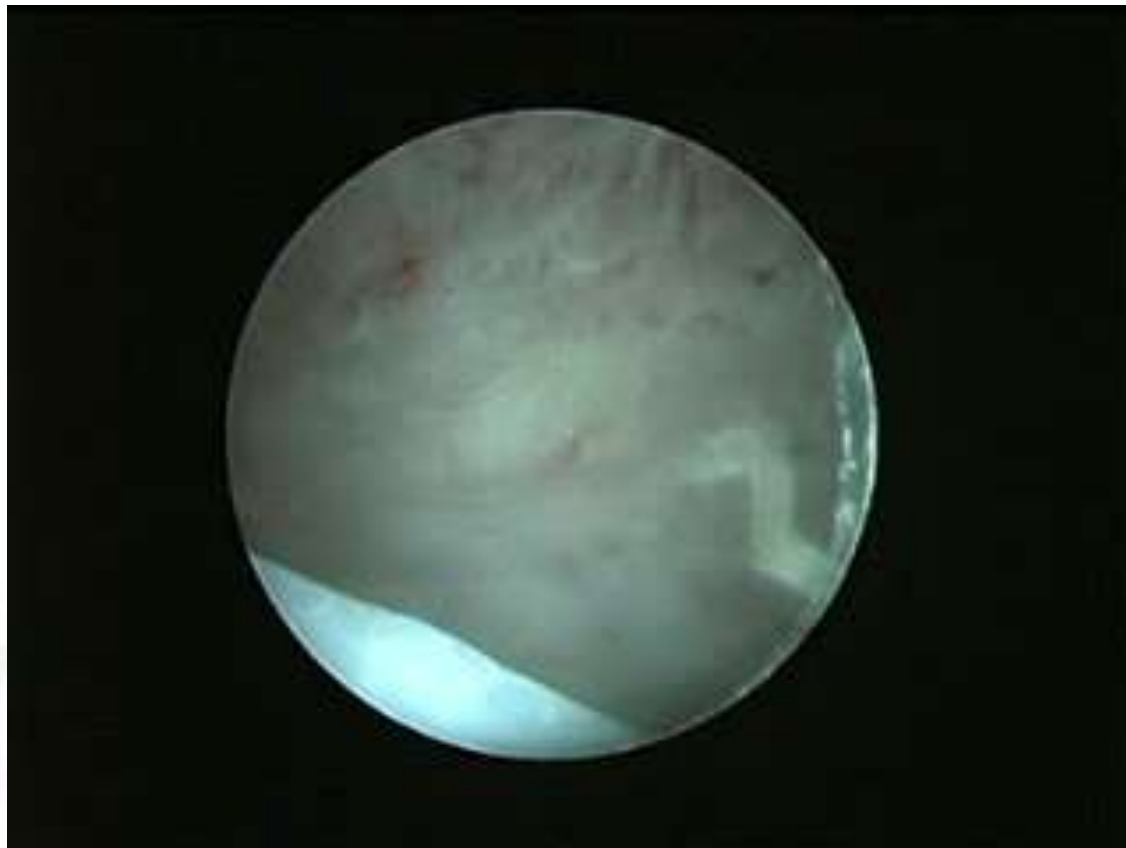
RTA premenopauzaal bloedverlies





# Behandelopties

- Hysteroscopie myoom

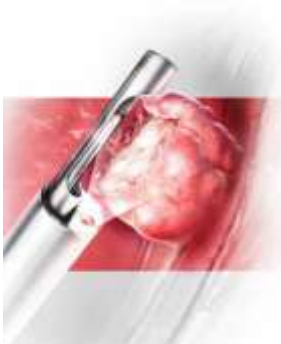


RTA premenopauzaal bloedverlies



# Behandelopties

- Hysteroscopie placentarest



RTA premenopauzaal bloedverlies



# Behandelopties

- Hysteroscopisch verwijdering

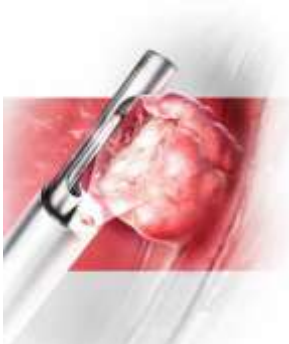


RTA premenopauzaal bloedverlies



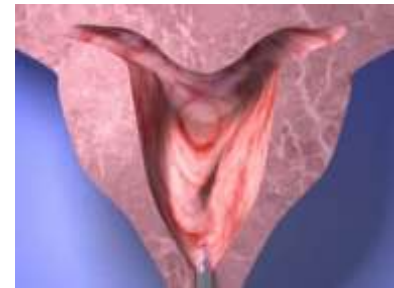

# Behandelopties

- Chirurgische behandeling
  - Ablatie
  - Hysterectomie



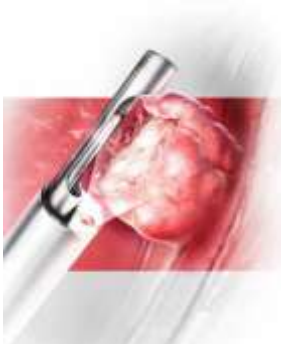
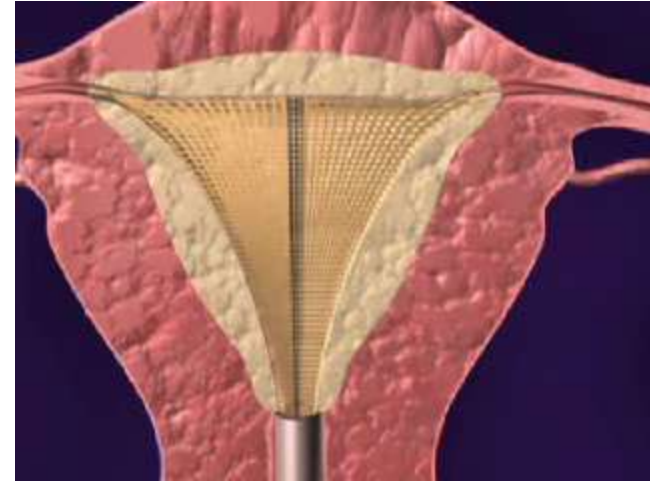
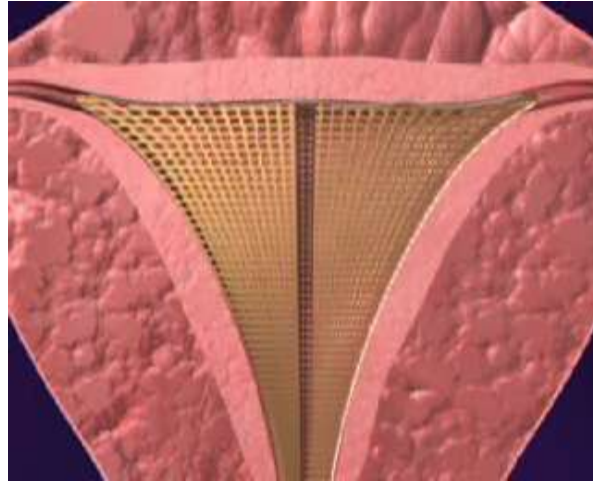
# Behandelopties

- Resectie (TRCE)
- Ballon ablatie
- Hydrotherm ablatie
- Novasure



# Behandelopties

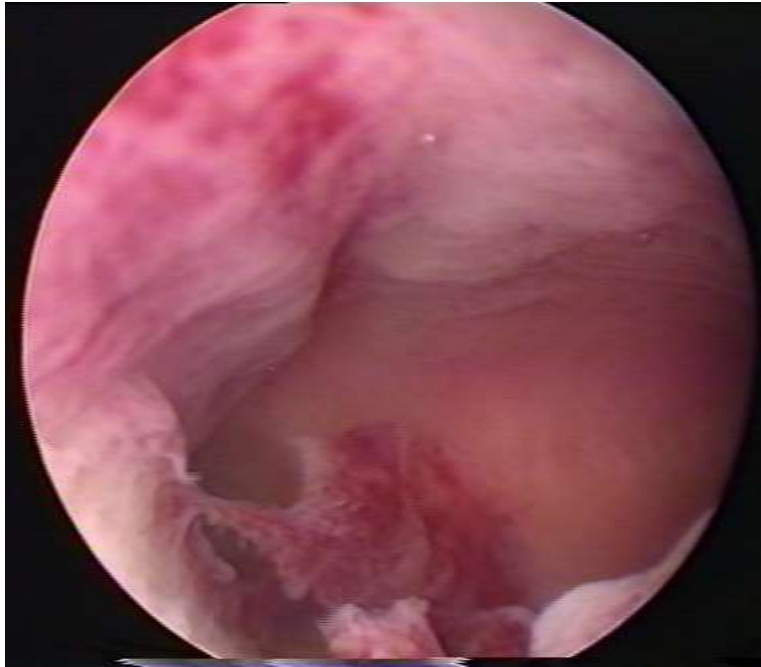
- Stappen van de bipolaire procedure



RTA premenopauzaal bloedverlies



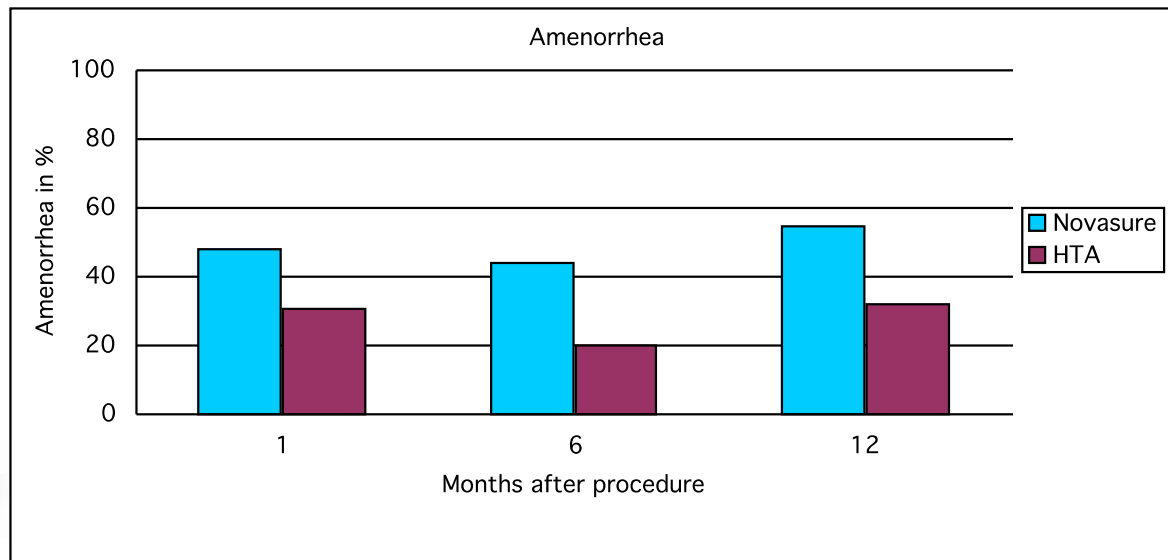
# Behandelopties



RTA premenopauzaal bloedverlies

# Behandelopties

- Novasure meer amenorrhoe dan HTA  
6 mnd: 44% versus 20%  
12 mnd: 55% versus 32%

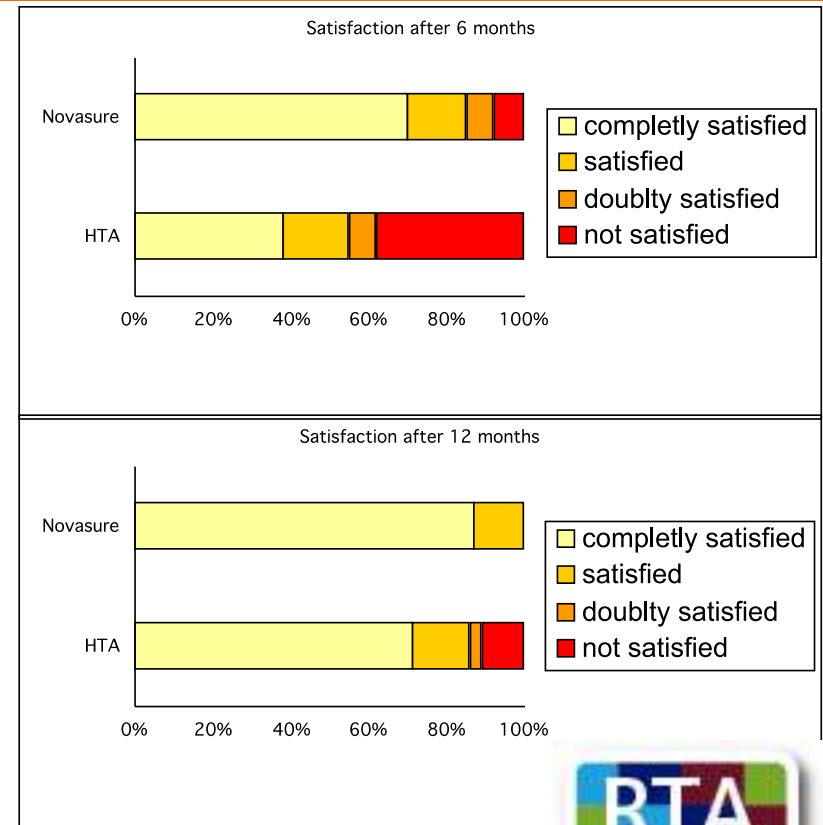




# Behandelopties

Compleet tevreden na 6 mnd:  
71% versus 38%

Compleet tevreden na 12 mnd:  
90% versus 62%



# Behandelopties

## MIRA-trial

- **Wie** : Vrouwen met hevig menstrueel bloedverlies
- **Wat** : **Mir**ena-spiraal versus endometrium **A**blatie
- **Waar** : 1<sup>e</sup> en 2<sup>e</sup> lijn
- **Waarom** : Vergelijken van effectiviteit
- **Hoe** :
  1. Informeer patiënte
  2. Geef patiëntinformatie en menstruatiescorekaart mee
  3. E-mail naar: [mira@studies-obsgyn.nl](mailto:mira@studies-obsgyn.nl)
  4. Eventueel Mirena-spiraal plaatsen

*Website: <http://www.studies-obsgyn.nl/mira>*



# Behandelopties

- Hysterectomie
  - Vaginaal
  - Laparoscopisch (sub)totaal
  - Laparotomisch

